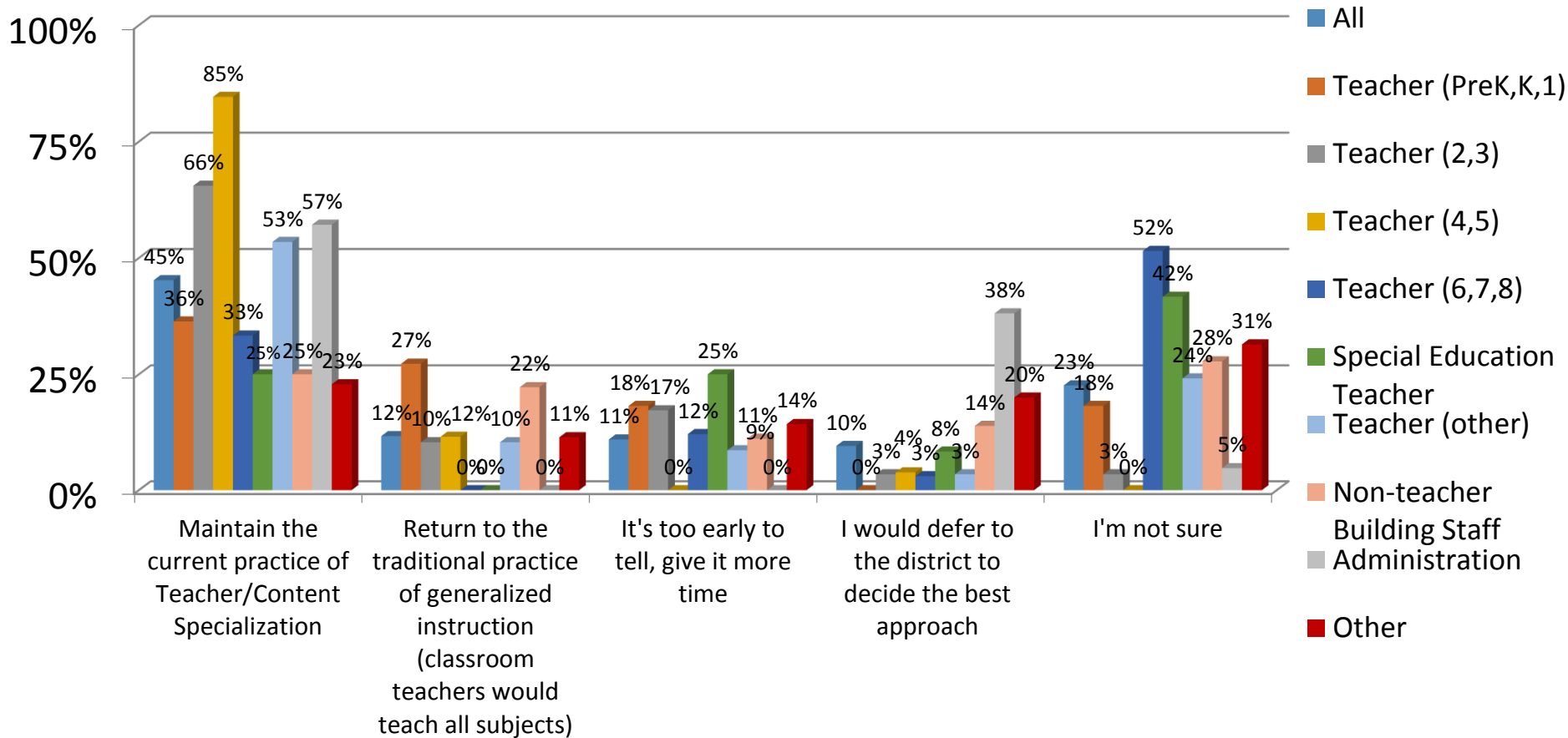
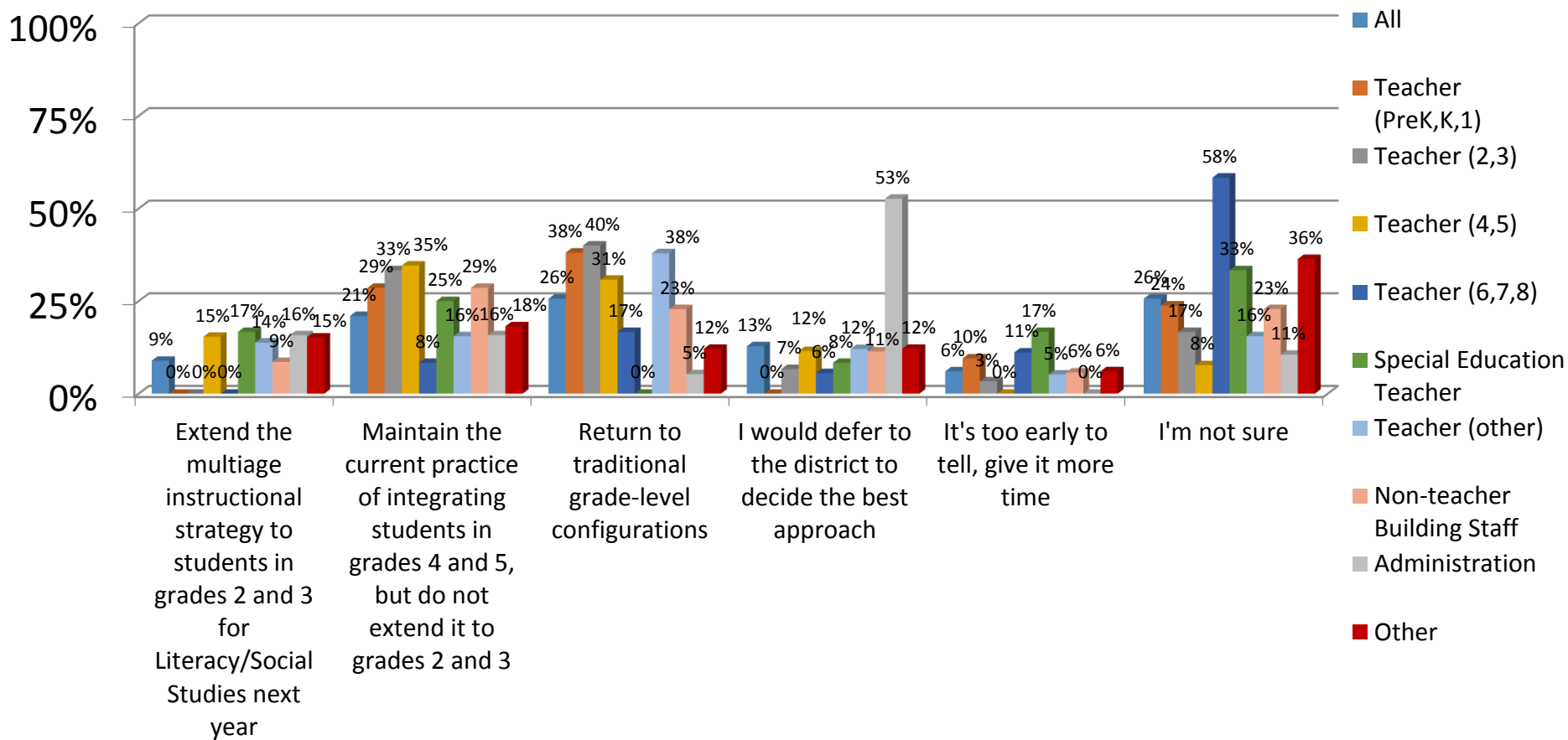


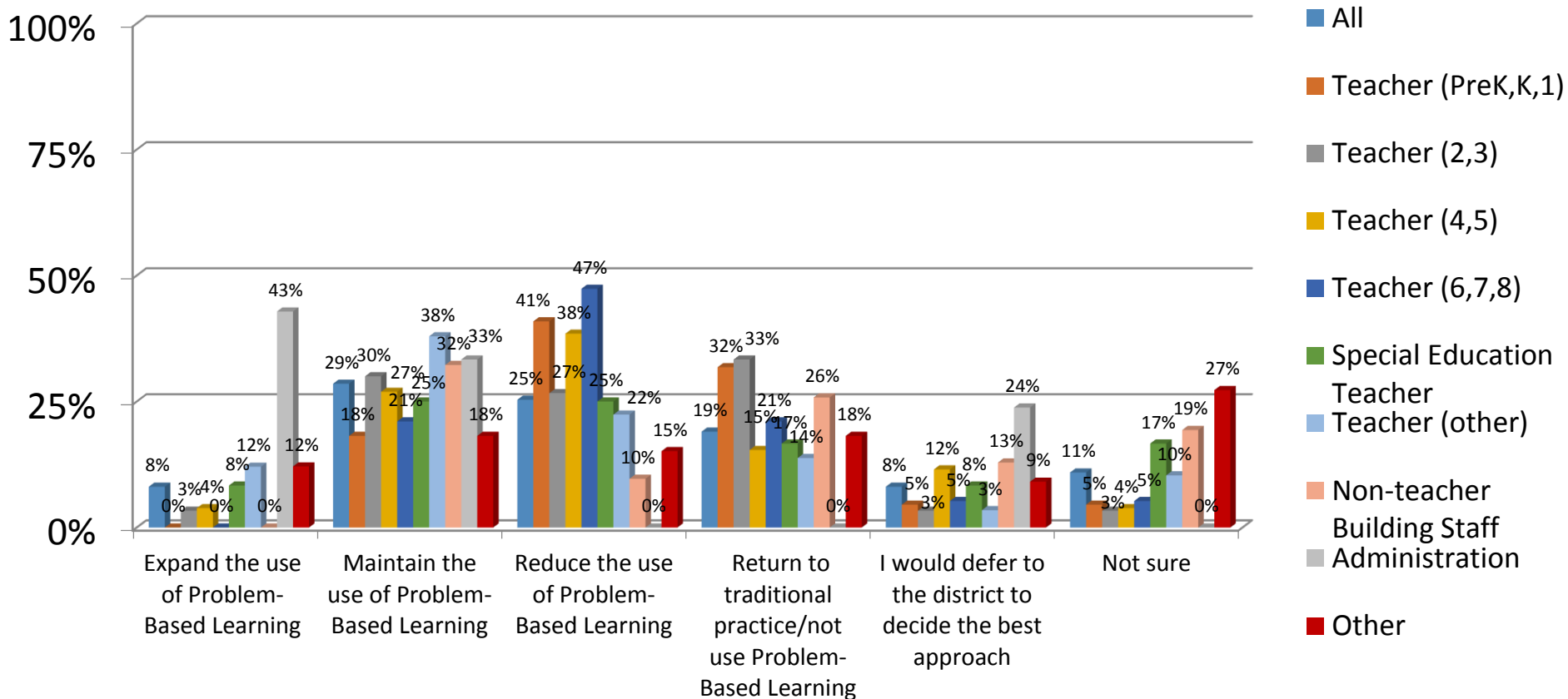
# What advice would you give the District in terms of continuing to implement the Teacher/Content Specialization strategy?



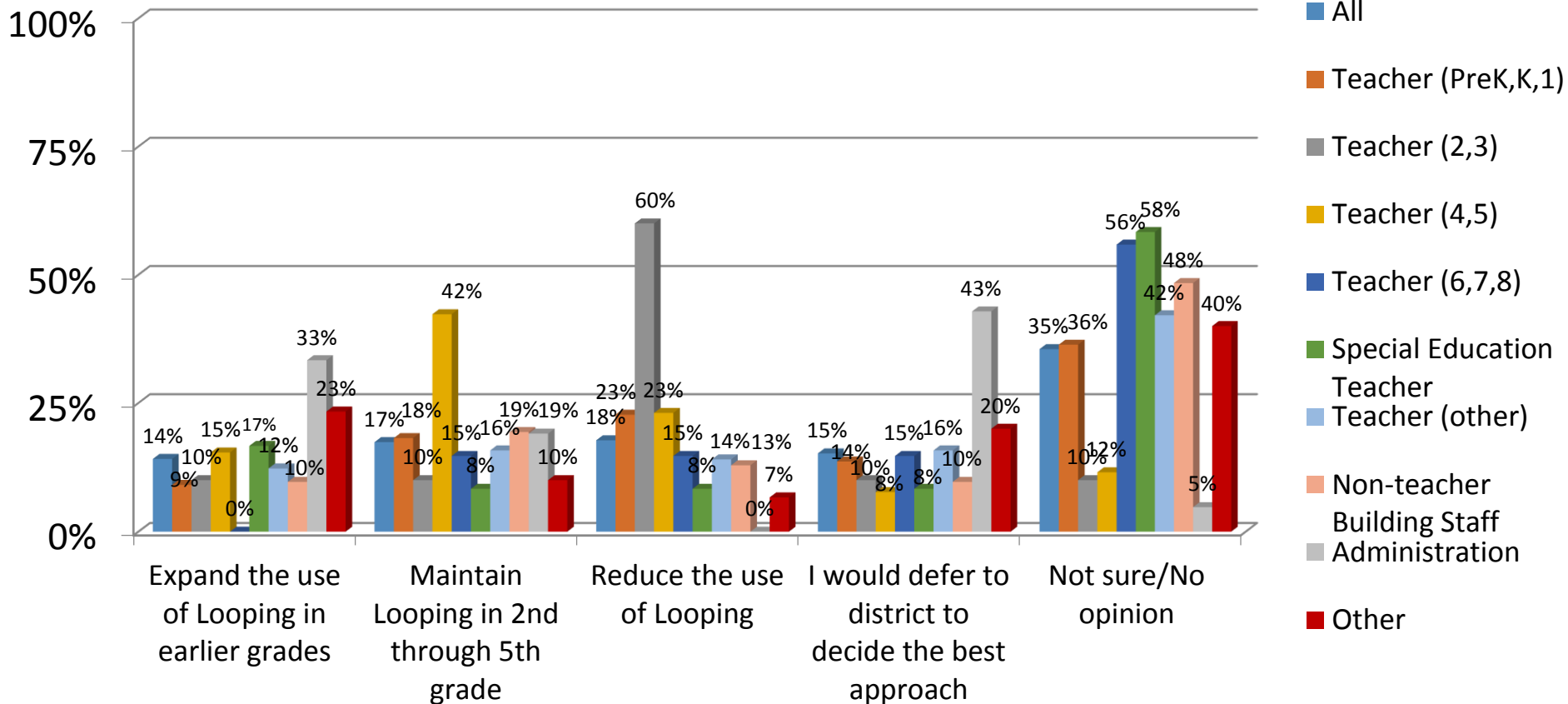
# What advice would you give the District in terms of continuing to implement the multiage instructional strategy?



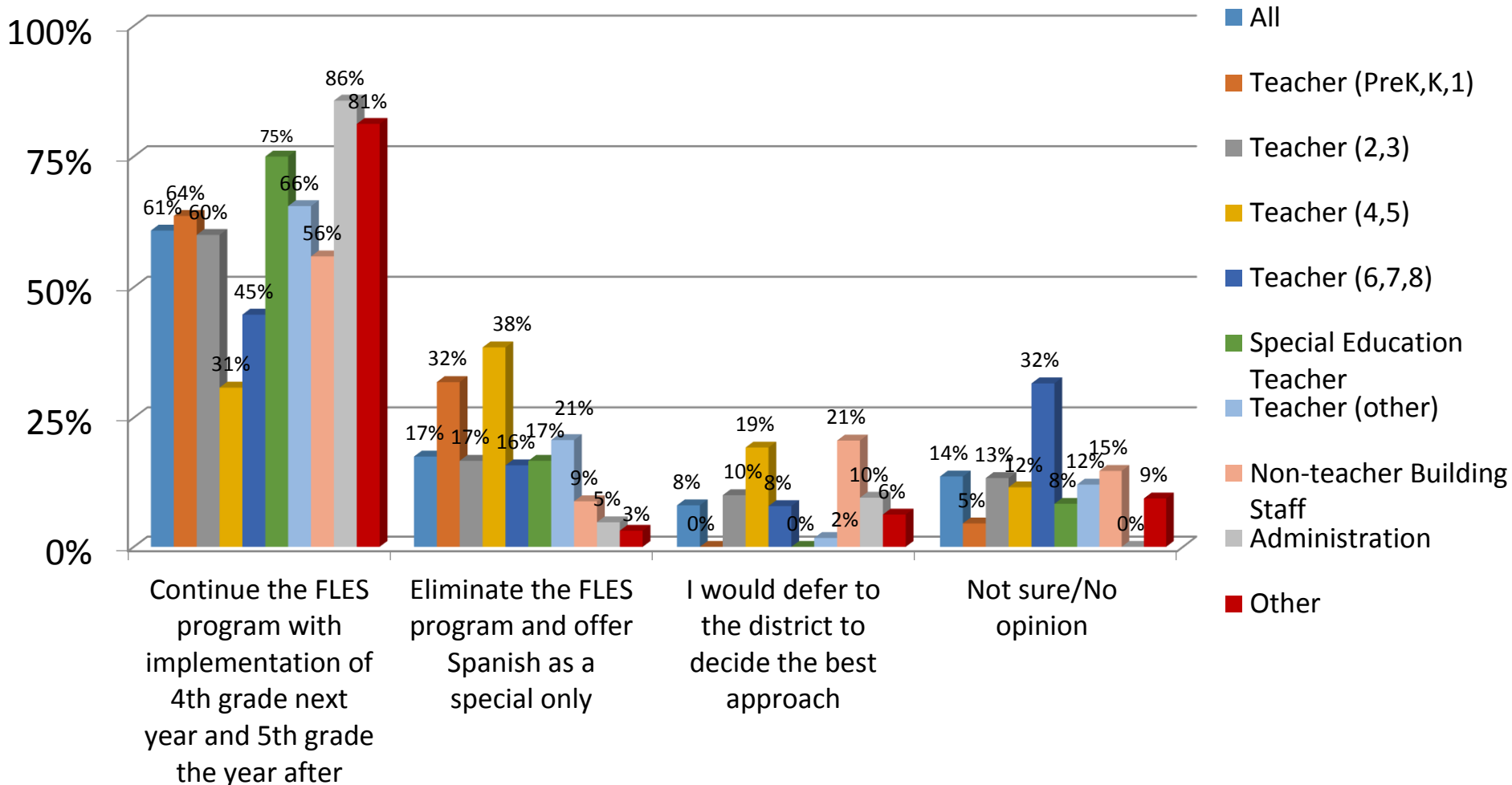
# What advice would you give in terms of continuing to use the Problem-Based Learning teaching strategy?



# What advice would you give in terms of continuing to use Looping?



# What advice would you give in terms of continuing the FLES program?



### Abraham Lincoln Elementary School Student Survey: 2014-2015/16 Longitudinal Report

Statements are displayed in rank order from the most negative to most positive difference. A difference of 0.2 or larger is considered significant. Cells containing significant positive differences are color-coded in green and those containing significant negative differences are in red. Cells containing differences that are not significant are gray. (Any items that do not use a 5-point rubric scale have not been color-coded.)

#### Interactions

Respondents were asked to indicate the frequency for each item based on the following scale:

*Always (5), Often (4), Not very often (2), Never (1), I don't know/doesn't apply (0)*

Question	2015/16	2014	Difference
I worry about being bullied at school.	1.77	1.81	0.04
My teachers help me when I do not understand.	4.74	4.67	0.07
I feel I belong at this school.	4.62	4.54	0.08
My classmates are nice to each other at school.	4.26	4.12	0.14
I feel comfortable talking with my teachers.	4.46	4.29	0.17
I have friends at school.	4.82	4.63	0.19
Students at our school are nice to other students who look and act different from them.	4.35	4.11	0.24
There is at least one adult at school I can talk with if I have a problem.	4.73	4.39	0.34
Our school does a good job dealing with bullying.	4.43	3.99	0.44

#### My School

Respondents were asked to indicate the frequency for each item based on the following scale:

*Always (5), Often (4), Not very often (2), Never (1), I don't know/doesn't apply (0)*

Question	2015/16	2014	Difference
There are before or after school activities that interest me.	3.36	3.33	0.03
I understand the rules at school.	4.91	4.81	0.10
I like my teachers.	4.78	4.67	0.11
I feel safe at school.	4.73	4.57	0.16
I am proud of my school.	4.68	4.42	0.26
Our school is clean.	4.16	3.88	0.28
I like the principal.	4.77	4.46	0.31
Most students obey the rules.	4.20	3.76	0.44

#### Learning

Respondents were asked to indicate the frequency for each item based on the following scale:

*Always (5), Often (4), Not very often (2), Never (1), I don't know/doesn't apply (0)*

Question	2015/16	2014	Difference
I know how well I am doing in my classes.	4.36	4.41	-0.05
I can get help on my school work when needed.	4.67	4.54	0.13
My classes are interesting.	4.32	4.15	0.17

My homework helps me learn more.	3.97	3.79	0.18
I feel comfortable asking questions in class.	4.26	4.07	0.19
I learn a lot in class.	4.55	4.35	0.20
My teacher does a good job explaining what is expected for my assignments.	4.75	4.52	0.23
Teachers in our school teach things in a way I can understand.	4.61	4.38	0.23
Students are helpful to each other in class.	4.48	4.17	0.31
<b>Respondents were asked to rate each item based on the following scale:</b> <i>A lot (4), A little (3), Not very much (2), Not at all (1)</i>			
<b>How much do you like:</b>	<b>2015/16</b>	<b>2014</b>	<b>Difference</b>
Digital Media (library class)	3.10	N/A	N/A
Having classes with older and younger kids (multi-age class)	3.52	N/A	N/A
Having the same teacher two years in a row	3.48	N/A	N/A
Learning Spanish	2.57	N/A	N/A
Problem-Based Learning (PBL) (Class projects that have us solve problems)	3.37	N/A	N/A
<b>Grades 4 and 5 only</b>			
<b>Respondents were asked to indicate the frequency for each item based on the following scale:</b> <i>Always (5), Often (4), Not very often (2), Never (1), I don't know/doesn't apply (0)</i>			
<b>Question</b>	<b>2015/16</b>	<b>2014</b>	<b>Difference</b>
I am happy with my Literacy/Social Studies class.	4.43	4.33	0.10
I am learning a lot in my Literacy/Social Studies class.	4.68	4.55	0.13
I am learning a lot in my Math/Science class.	4.76	4.53	0.23
I like having my Literacy and Social Studies classes combined.	4.43	4.19	0.24
I like having the same teacher for Math and Science.	4.63	4.38	0.25
I am happy with my Math/Science class.	4.78	4.52	0.26
<b>Interference</b>			
<b>Respondents were asked to rate each item based on the following scale:</b> <i>Yes (10), No (1)</i>			
<b>Do any of the following create problems with your learning?:</b>	<b>2015/16</b>	<b>2014</b>	<b>Difference</b>
Too busy with activities outside of school	3.57	2.92	-0.65
No place to study at home	2.29	1.67	-0.62
Problems with friends	3.28	2.70	-0.58
Poor study habits	2.49	1.98	-0.51
Family obligations	2.84	2.54	-0.30
Boyfriend/girlfriend problems	1.52	1.35	-0.17
Classes are too difficult	2.45	2.32	-0.13
Classes are not interesting	2.99	2.99	0.00
Difficulty speaking English	1.48	1.51	0.03
Classes are too easy	2.59	2.69	0.10
Competition among students	3.06	3.19	0.13

Absences from school	3.40	3.60	0.20
Peer pressure	2.49	2.87	0.38
Could not get the extra help I needed	2.60	3.19	0.59
Disruptive behavior in classes	3.41	4.00	0.59
Teasing/bullying	2.16	3.04	0.88



### Benjamin Franklin Elementary School Student Survey: 2014-2015/16 Longitudinal Report

Statements are displayed in rank order from the most negative to most positive difference. A difference of 0.2 or larger is considered significant. Cells containing significant positive differences are color-coded in green and those containing significant negative differences are in red. Cells containing differences that are not significant are gray. (Any items that do not use a 5-point rubric scale have not been color-coded.)

#### Interactions

Respondents were asked to indicate the frequency for each item based on the following scale:

*Always (5), Often (4), Not very often (2), Never (1), I don't know/doesn't apply (0)*

Question	2015/16	2014	Difference
I worry about being bullied at school.	2.05	1.86	-0.19
There is at least one adult at school I can talk with if I have a problem.	4.46	4.60	-0.14
Students at our school are nice to other students who look and act different from them.	4.36	4.40	-0.04
My classmates are nice to each other at school.	4.27	4.24	0.03
I feel I belong at this school.	4.75	4.68	0.07
My teachers help me when I do not understand.	4.68	4.60	0.08
I feel comfortable talking with my teachers.	4.47	4.37	0.10
I have friends at school.	4.88	4.77	0.11
Our school does a good job dealing with bullying.	4.40	4.29	0.11

#### My School

Respondents were asked to indicate the frequency for each item based on the following scale:

*Always (5), Often (4), Not very often (2), Never (1), I don't know/doesn't apply (0)*

Question	2015/16	2014	Difference
I feel safe at school.	4.74	4.75	-0.01
Most students obey the rules.	4.06	4.04	0.02
Our school is clean.	4.35	4.32	0.03
There are before or after school activities that interest me.	3.84	3.80	0.04
I am proud of my school.	4.72	4.66	0.06
I like my teachers.	4.83	4.72	0.11
I understand the rules at school.	4.89	4.76	0.13
I like the principal.	4.90	4.76	0.14

#### Learning

Respondents were asked to indicate the frequency for each item based on the following scale:

*Always (5), Often (4), Not very often (2), Never (1), I don't know/doesn't apply (0)*

Question	2015/16	2014	Difference
Teachers in our school teach things in a way I can understand.	4.44	4.43	0.01
I can get help on my school work when needed.	4.56	4.53	0.03
My classes are interesting.	4.34	4.30	0.04

My teacher does a good job explaining what is expected for my assignments.	4.67	4.62	0.05
Students are helpful to each other in class.	4.47	4.42	0.05
I feel comfortable asking questions in class.	4.32	4.23	0.09
I know how well I am doing in my classes.	4.48	4.37	0.11
I learn a lot in class.	4.68	4.50	0.18
My homework helps me learn more.	4.21	3.76	0.45
<b>Respondents were asked to rate each item based on the following scale:</b> <i>A lot (4), A little (3), Not very much (2), Not at all (1)</i>			
<b>How much do you like:</b>	<b>2015/16</b>	<b>2014</b>	<b>Difference</b>
Digital Media (library class)	3.77	N/A	N/A
Having classes with older and younger kids (multi-age class)	3.48	N/A	N/A
Having the same teacher two years in a row	3.37	N/A	N/A
Learning Spanish	2.54	N/A	N/A
Problem-Based Learning (PBL) (Class projects that have us solve problems)	3.42	N/A	N/A
<b>Grades 4 and 5 only</b>			
<b>Respondents were asked to indicate the frequency for each item based on the following scale:</b> <i>Always (5), Often (4), Not very often (2), Never (1), I don't know/doesn't apply (0)</i>			
<b>Question</b>	<b>2015/16</b>	<b>2014</b>	<b>Difference</b>
I am learning a lot in my Literacy/Social Studies class.	4.61	4.56	0.05
I am learning a lot in my Math/Science class.	4.73	4.68	0.05
I like having the same teacher for Math and Science.	4.63	4.57	0.06
I am happy with my Math/Science class.	4.72	4.63	0.09
I am happy with my Literacy/Social Studies class.	4.61	4.45	0.16
I like having my Literacy and Social Studies classes combined.	4.44	4.25	0.19
<b>Interference</b>			
<b>Respondents were asked to rate each item based on the following scale:</b> <i>Yes (10), No (1)</i>			
<b>Do any of the following create problems with your learning?:</b>	<b>2015/16</b>	<b>2014</b>	<b>Difference</b>
Family obligations	2.35	1.66	-0.69
Peer pressure	2.78	2.16	-0.62
Disruptive behavior in classes	4.39	3.82	-0.57
Teasing/bullying	2.68	2.27	-0.41
Difficulty speaking English	1.43	1.12	-0.31
Competition among students	3.06	2.80	-0.26
Could not get the extra help I needed	3.11	2.89	-0.22
Problems with friends	2.50	2.42	-0.08
No place to study at home	1.86	1.82	-0.04
Too busy with activities outside of school	2.88	2.92	0.04
Absences from school	2.94	3.01	0.07

Boyfriend/girlfriend problems	1.32	1.45	0.13
Classes are too difficult	1.91	2.04	0.13
Poor study habits	1.75	1.99	0.24
Classes are not interesting	2.52	2.78	0.26
Classes are too easy	2.52	2.80	0.28

### Churchill Elementary School Student Survey: 2014-2015/16 Longitudinal Report

Statements are displayed in rank order from the most negative to most positive difference. A difference of 0.2 or larger is considered significant. Cells containing significant positive differences are color-coded in green and those containing significant negative differences are in red. Cells containing differences that are not significant are gray. (Any items that do not use a 5-point rubric scale have not been color-coded.)

#### Interactions

Respondents were asked to indicate the frequency for each item based on the following scale:

*Always (5), Often (4), Not very often (2), Never (1), I don't know/doesn't apply (0)*

Question	2015/16	2014	Difference
I feel comfortable talking with my teachers.	4.39	4.64	-0.25
My classmates are nice to each other at school.	4.18	4.39	-0.21
I feel I belong at this school.	4.52	4.72	-0.20
I worry about being bullied at school.	2.11	1.91	-0.20
Students at our school are nice to other students who look and act different from them.	4.16	4.30	-0.14
There is at least one adult at school I can talk with if I have a problem.	4.49	4.62	-0.13
My teachers help me when I do not understand.	4.71	4.81	-0.10
I have friends at school.	4.74	4.79	-0.05
Our school does a good job dealing with bullying.	4.29	4.26	0.03

#### My School

Respondents were asked to indicate the frequency for each item based on the following scale:

*Always (5), Often (4), Not very often (2), Never (1), I don't know/doesn't apply (0)*

Question	2015/16	2014	Difference
Our school is clean.	4.12	4.33	-0.21
I feel safe at school.	4.51	4.71	-0.20
Most students obey the rules.	3.80	4.00	-0.20
There are before or after school activities that interest me.	3.55	3.71	-0.16
I am proud of my school.	4.57	4.71	-0.14
I understand the rules at school.	4.87	4.88	-0.01
I like the principal.	4.82	4.82	0.00
I like my teachers.	4.86	4.85	0.01

#### Learning

Respondents were asked to indicate the frequency for each item based on the following scale:

*Always (5), Often (4), Not very often (2), Never (1), I don't know/doesn't apply (0)*

Question	2015/16	2014	Difference
Students are helpful to each other in class.	4.16	4.49	-0.33
I feel comfortable asking questions in class.	4.20	4.48	-0.28
I know how well I am doing in my classes.	4.24	4.51	-0.27

My classes are interesting.	4.30	4.57	-0.27
I learn a lot in class.	4.55	4.69	-0.14
My homework helps me learn more.	3.94	4.07	-0.13
My teacher does a good job explaining what is expected for my assignments.	4.72	4.82	-0.10
Teachers in our school teach things in a way I can understand.	4.55	4.64	-0.09
I can get help on my school work when needed.	4.53	4.61	-0.08
<b>Respondents were asked to rate each item based on the following scale:</b> <i>A lot (4), A little (3), Not very much (2), Not at all (1)</i>			
<b>How much do you like:</b>	<b>2015/16</b>	<b>2014</b>	<b>Difference</b>
Digital Media (library class)	3.52	N/A	N/A
Having classes with older and younger kids (multi-age class)	3.23	N/A	N/A
Having the same teacher two years in a row	3.27	N/A	N/A
Learning Spanish	2.76	N/A	N/A
Problem-Based Learning (PBL) (Class projects that have us solve problems)	3.29	N/A	N/A
<b>Grades 4 and 5 only</b>			
<b>Respondents were asked to indicate the frequency for each item based on the following scale:</b> <i>Always (5), Often (4), Not very often (2), Never (1), I don't know/doesn't apply (0)</i>			
<b>Question</b>	<b>2015/16</b>	<b>2014</b>	<b>Difference</b>
I am happy with my Literacy/Social Studies class.	4.57	4.79	-0.22
I am learning a lot in my Literacy/Social Studies class.	4.59	4.75	-0.16
I like having my Literacy and Social Studies classes combined.	4.43	4.55	-0.12
I am learning a lot in my Math/Science class.	4.63	4.73	-0.10
I like having the same teacher for Math and Science.	4.54	4.63	-0.09
I am happy with my Math/Science class.	4.68	4.75	-0.07
<b>Interference</b>			
<b>Respondents were asked to rate each item based on the following scale:</b> <i>Yes (10), No (1)</i>			
<b>Do any of the following create problems with your learning?:</b>	<b>2015/16</b>	<b>2014</b>	<b>Difference</b>
Classes are not interesting	2.94	2.40	-0.54
Could not get the extra help I needed	3.03	2.49	-0.54
Family obligations	2.58	2.06	-0.52
No place to study at home	2.44	1.92	-0.52
Difficulty speaking English	1.80	1.30	-0.50
Too busy with activities outside of school	3.31	2.85	-0.46
Disruptive behavior in classes	3.64	3.20	-0.44
Boyfriend/girlfriend problems	1.92	1.56	-0.36
Peer pressure	2.32	2.01	-0.31
Poor study habits	2.23	2.01	-0.22
Problems with friends	2.72	2.55	-0.17

Classes are too difficult	2.51	2.39	-0.12
Teasing/bullying	2.58	2.67	0.09
Competition among students	3.19	3.31	0.12
Classes are too easy	2.37	2.66	0.29
Absences from school	3.05	3.72	0.67

### Forest Glen Elementary School Student Survey: 2014-2015/16 Longitudinal Report

Statements are displayed in rank order from the most negative to most positive difference. A difference of 0.2 or larger is considered significant. Cells containing significant positive differences are color-coded in green and those containing significant negative differences are in red. Cells containing differences that are not significant are gray. (Any items that do not use a 5-point rubric scale have not been color-coded.)

#### Interactions

**Respondents were asked to indicate the frequency for each item based on the following scale:**

*Always (5), Often (4), Not very often (2), Never (1), I don't know/doesn't apply (0)*

Question	2015/16	2014	Difference
I worry about being bullied at school.	2.04	1.88	-0.16
My classmates are nice to each other at school.	4.19	4.29	-0.10
I feel I belong at this school.	4.57	4.61	-0.04
Our school does a good job dealing with bullying.	4.53	4.55	-0.02
I have friends at school.	4.79	4.80	-0.01
My teachers help me when I do not understand.	4.73	4.71	0.02
Students at our school are nice to other students who look and act different from them.	4.38	4.32	0.06
There is at least one adult at school I can talk with if I have a problem.	4.76	4.64	0.12
I feel comfortable talking with my teachers.	4.53	4.40	0.13

#### My School

**Respondents were asked to indicate the frequency for each item based on the following scale:**

*Always (5), Often (4), Not very often (2), Never (1), I don't know/doesn't apply (0)*

Question	2015/16	2014	Difference
I understand the rules at school.	4.87	4.92	-0.05
I like my teachers.	4.70	4.73	-0.03
I am proud of my school.	4.63	4.64	-0.01
Most students obey the rules.	4.15	4.15	0.00
There are before or after school activities that interest me.	3.90	3.89	0.01
I feel safe at school.	4.71	4.69	0.02
Our school is clean.	4.34	4.30	0.04
I like the principal.	4.79	4.64	0.15

#### Learning

**Respondents were asked to indicate the frequency for each item based on the following scale:**

*Always (5), Often (4), Not very often (2), Never (1), I don't know/doesn't apply (0)*

Question	2015/16	2014	Difference
I know how well I am doing in my classes.	4.32	4.49	-0.17
My teacher does a good job explaining what is expected for my assignments.	4.72	4.75	-0.03

My homework helps me learn more.	3.74	3.76	-0.02
I can get help on my school work when needed.	4.64	4.63	0.01
I feel comfortable asking questions in class.	4.38	4.37	0.01
I learn a lot in class.	4.64	4.60	0.04
Students are helpful to each other in class.	4.41	4.37	0.04
Teachers in our school teach things in a way I can understand.	4.60	4.46	0.14
My classes are interesting.	4.57	4.35	0.22
<b>Respondents were asked to rate each item based on the following scale:</b> <i>A lot (4), A little (3), Not very much (2), Not at all (1)</i>			
<b>How much do you like:</b>	<b>2015/16</b>	<b>2014</b>	<b>Difference</b>
Digital Media (library class)	3.39	N/A	N/A
Having classes with older and younger kids (multi-age class)	3.43	N/A	N/A
Having the same teacher two years in a row	3.56	N/A	N/A
Learning Spanish	2.76	N/A	N/A
Problem-Based Learning (PBL) (Class projects that have us solve problems)	3.44	N/A	N/A
<b>Grades 4 and 5 only</b>			
<b>Respondents were asked to indicate the frequency for each item based on the following scale:</b> <i>Always (5), Often (4), Not very often (2), Never (1), I don't know/doesn't apply (0)</i>			
<b>Question</b>	<b>2015/16</b>	<b>2014</b>	<b>Difference</b>
I am happy with my Math/Science class.	4.58	4.64	-0.06
I am learning a lot in my Math/Science class.	4.70	4.71	-0.01
I like having the same teacher for Math and Science.	4.50	4.45	0.05
I am happy with my Literacy/Social Studies class.	4.68	4.62	0.06
I am learning a lot in my Literacy/Social Studies class.	4.68	4.61	0.07
I like having my Literacy and Social Studies classes combined.	4.51	4.40	0.11
<b>Interference</b>			
<b>Respondents were asked to rate each item based on the following scale:</b> <i>Yes (10), No (1)</i>			
<b>Do any of the following create problems with your learning?:</b>	<b>2015/16</b>	<b>2014</b>	<b>Difference</b>
Classes are not interesting	3.49	2.10	-1.39
Family obligations	2.77	1.89	-0.88
Peer pressure	3.34	2.62	-0.72
Could not get the extra help I needed	3.79	3.09	-0.70
No place to study at home	2.58	1.95	-0.63
Poor study habits	2.40	1.88	-0.52
Classes are too difficult	2.58	2.15	-0.43
Problems with friends	3.44	3.06	-0.38
Teasing/bullying	2.86	2.55	-0.31
Too busy with activities outside of school	2.98	2.70	-0.28
Difficulty speaking English	1.54	1.27	-0.27



Competition among students	3.08	2.82	-0.26
Disruptive behavior in classes	3.25	3.20	-0.05
Boyfriend/girlfriend problems	1.75	1.71	-0.04
Absences from school	3.08	3.26	0.18
Classes are too easy	2.77	2.95	0.18

### Hadley Junior High School Student Survey: 2014-2015/16 Longitudinal Report

Statements are displayed in rank order from the most negative to most positive difference. A difference of 0.2 or larger is considered significant. Cells containing significant positive differences are color-coded in green and those containing significant negative differences are in red. Cells containing differences that are not significant are gray. (Any items that do not use a 5-point rubric scale have not been color-coded.)

#### Interactions

Respondents were asked to indicate the frequency for each item based on the following scale:

*Always (5), Often (4), Not very often (2), Never (1), I don't know/doesn't apply (0)*

Question	2015/16	2014	Difference
I have friends at school.	4.77	4.73	0.04
I worry about being bullied at school.	1.76	1.82	0.06
My teachers help me when I do not understand.	4.40	4.29	0.11
I feel I belong at this school.	4.44	4.32	0.12
My classmates are nice to each other at school.	4.04	3.92	0.12
I feel comfortable talking with my teachers.	4.15	3.99	0.16
Students at our school are nice to other students who look and act different from them.	3.77	3.61	0.16
Our school does a good job dealing with bullying.	3.69	3.43	0.26
There is at least one adult at school I can talk with if I have a problem.	4.58	4.02	0.56

#### My School

Respondents were asked to indicate the frequency for each item based on the following scale:

*Always (5), Often (4), Not very often (2), Never (1), I don't know/doesn't apply (0)*

Question	2015/16	2014	Difference
There are before or after school activities that interest me.	3.41	3.50	-0.09
I understand the rules at school.	4.72	4.67	0.05
I feel safe at school.	4.47	4.31	0.16
Most students obey the rules.	3.62	3.41	0.21
I like the principal.	4.38	4.16	0.22
Our school is clean.	3.95	3.72	0.23
I am proud of my school.	4.08	3.83	0.25
I like my teachers.	4.35	4.08	0.27

#### Learning

Respondents were asked to indicate the frequency for each item based on the following scale:

*Always (5), Often (4), Not very often (2), Never (1), I don't know/doesn't apply (0)*

Question	2015/16	2014	Difference
I can get help on my school work when needed.	4.42	4.34	0.08
I know how well I am doing in my classes.	4.46	4.37	0.09
Students are helpful to each other in class.	4.10	3.99	0.11

I learn a lot in class.	4.23	4.11	0.12
My homework helps me learn more.	3.52	3.40	0.12
My teacher does a good job explaining what is expected for my assignments.	4.29	4.17	0.12
I feel comfortable asking questions in class.	4.05	3.91	0.14
Teachers in our school teach things in a way I can understand.	4.26	4.06	0.20
My classes are interesting.	3.78	3.50	0.28
<b>Respondents were asked to rate each item based on the following scale:</b> <i>A lot (4), A little (3), Not very much (2), Not at all (1)</i>			
<b>How much do you like:</b>	<b>2015/16</b>	<b>2014</b>	<b>Difference</b>
Digital Media (library class)	2.92	N/A	N/A
Having classes with older and younger kids (multi-age class)	2.38	N/A	N/A
Having the same teacher two years in a row	2.86	N/A	N/A
Learning Spanish	2.75	N/A	N/A
Problem-Based Learning (PBL) (Class projects that have us solve problems)	2.62	N/A	N/A
<b>Grades 6 through 8 only</b>			
<b>Respondents were asked to rate each item based on the following scale:</b> <i>Great (4), Good (3), Fair (2), Poor (1), Don't know (0)</i>			
<b>How are we doing?:</b>	<b>2015/16</b>	<b>2014</b>	<b>Difference</b>
Library Media Center	3.31	3.45	-0.14
Extra-curricular Activities (non-sports)	2.92	2.94	-0.02
Social Studies	3.22	3.22	0.00
Extra-curricular Activities (sports)	3.24	3.22	0.02
Foreign Language	3.18	3.16	0.02
Exploratories	3.11	3.08	0.03
Art	2.83	2.78	0.05
Physical Education	3.30	3.25	0.05
Literacy	3.28	3.18	0.10
Science	3.38	3.28	0.10
Access to Technology	3.31	3.20	0.11
Band/Orchestra	3.31	3.20	0.11
Music	3.20	3.06	0.14
Math	3.43	3.27	0.16
Health Education	3.29	3.09	0.20
<b>Interference</b>			
<b>Respondents were asked to rate each item based on the following scale:</b> <i>Yes (10), No (1)</i>			
<b>Do any of the following create problems with your learning?:</b>	<b>2015/16</b>	<b>2014</b>	<b>Difference</b>
Peer pressure	2.59	2.44	-0.15
Could not get the extra help I needed	3.51	3.54	0.03

Difficulty speaking English	1.51	1.56	0.05
Classes are too easy	3.14	3.23	0.09
Disruptive behavior in classes	4.05	4.14	0.09
No place to study at home	2.07	2.16	0.09
Absences from school	4.41	4.58	0.17
Boyfriend/girlfriend problems	1.62	1.81	0.19
Competition among students	2.86	3.05	0.19
Problems with friends	2.60	2.80	0.20
Poor study habits	3.24	3.45	0.21
Too busy with activities outside of school	4.46	4.71	0.25
Classes are not interesting	5.01	5.27	0.26
Classes are too difficult	3.01	3.36	0.35
Family obligations	2.25	2.60	0.35
Teasing/bullying	2.38	2.74	0.36