

Glen Ellyn School District 41

Student Survey Results

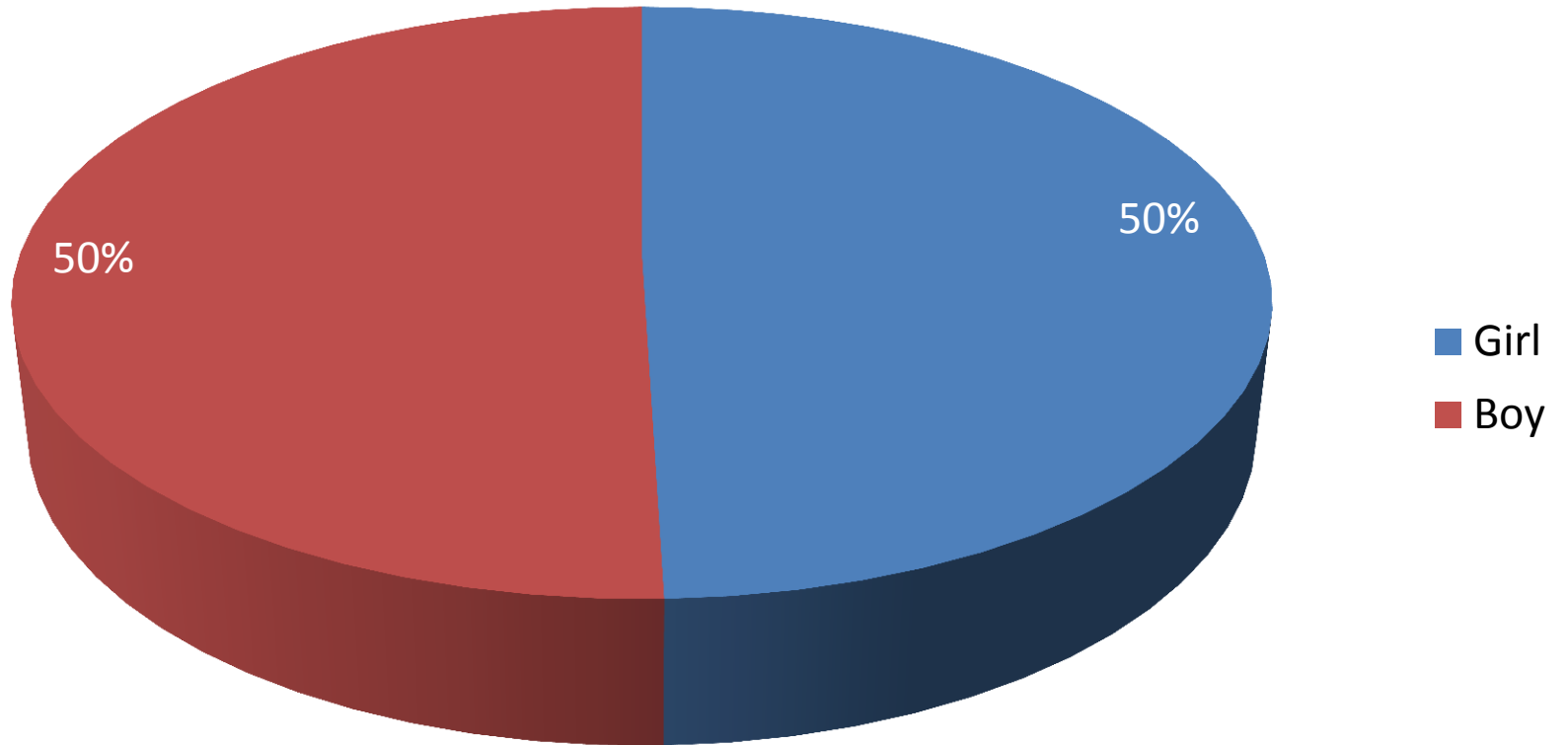
Winter 2016

Survey Summary

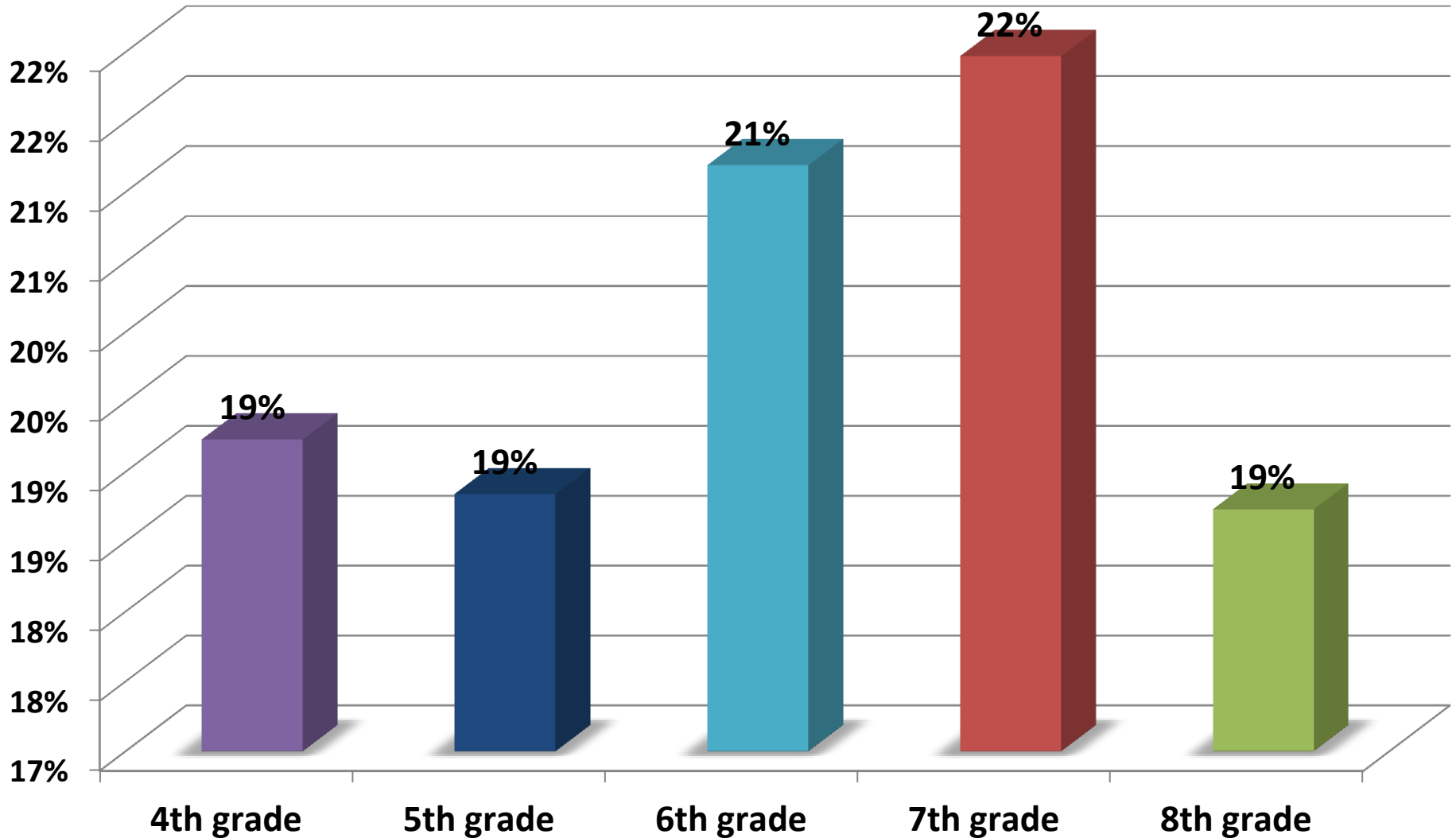
- Survey conducted in January/February of 2016
- All students in 4th grade and above took the survey on kiosks (computers) set up at each school.
- Total responses = 1,788

Respondent Information

I am a:



Which grade are you in?



Interactions

Abraham Lincoln Elementary School

Always (5), Often (4), Not very often (2), Never (1)

Item	% Always/ Often	Average
I have friends at school.	98%	4.81
My teachers help me when I do not understand.	98%	4.74
There is at least one adult at school I can talk with if I have a problem.	97%	4.73
I feel I belong at this school.	96%	4.62
I feel comfortable talking with my teachers.	93%	4.46
Our school does a good job dealing with bullying.	91%	4.43
Students at our school are nice to other students who look and act different from them.	93%	4.35
My classmates are nice to each other at school.	95%	4.26
I worry about being bullied at school.	15%	1.78

Benjamin Franklin Elementary School

Always (5), Often (4), Not very often (2), Never (1)

Item	% Always/ Often	Average
I have friends at school.	99%	4.88
I feel I belong at this school.	99%	4.75
My teachers help me when I do not understand.	98%	4.68
I feel comfortable talking with my teachers.	93%	4.47
There is at least one adult at school I can talk with if I have a problem.	90%	4.46
Our school does a good job dealing with bullying.	93%	4.40
Students at our school are nice to other students who look and act different from them.	95%	4.36
My classmates are nice to each other at school.	96%	4.27
I worry about being bullied at school.	21%	2.05

Churchill Elementary School

Always (5), Often (4), Not very often (2), Never (1)

Item	% Always/ Often	Average
I have friends at school.	95%	4.74
My teachers help me when I do not understand.	98%	4.71
I feel I belong at this school.	94%	4.52
There is at least one adult at school I can talk with if I have a problem.	90%	4.49
I feel comfortable talking with my teachers.	89%	4.39
Our school does a good job dealing with bullying.	88%	4.29
My classmates are nice to each other at school.	94%	4.18
Students at our school are nice to other students who look and act different from them.	90%	4.16
I worry about being bullied at school.	24%	2.11

Forest Glen Elementary School

Always (5), Often (4), Not very often (2), Never (1)

Item	% Always/ Often	Average
I have friends at school.	96%	4.79
There is at least one adult at school I can talk with if I have a problem.	96%	4.76
My teachers help me when I do not understand.	98%	4.73
I feel I belong at this school.	95%	4.57
Our school does a good job dealing with bullying.	93%	4.53
I feel comfortable talking with my teachers.	93%	4.53
Students at our school are nice to other students who look and act different from them.	95%	4.38
My classmates are nice to each other at school.	93%	4.19
I worry about being bullied at school.	23%	2.04

Hadley Junior High School

Always (5), Often (4), Not very often (2), Never (1)

Item	% Always/ Often	Average
I have friends at school.	97%	4.77
There is at least one adult at school I can talk with if I have a problem.	94%	4.58
I feel I belong at this school.	94%	4.44
My teachers help me when I do not understand.	95%	4.40
I feel comfortable talking with my teachers.	88%	4.15
My classmates are nice to each other at school.	92%	4.04
Students at our school are nice to other students who look and act different from them.	81%	3.77
Our school does a good job dealing with bullying.	74%	3.69
I worry about being bullied at school.	13%	1.76

All Schools

Always (5), Often (4), Not very often (2), Never (1)

Item	% Always/ Often	Average
I have friends at school.	97%	4.79
There is at least one adult at school I can talk with if I have a problem.	94%	4.59
My teachers help me when I do not understand.	96%	4.52
I feel I belong at this school.	95%	4.51
I feel comfortable talking with my teachers.	89%	4.27
My classmates are nice to each other at school.	93%	4.11
Students at our school are nice to other students who look and act different from them.	86%	3.98
Our school does a good job dealing with bullying.	80%	3.97
I worry about being bullied at school.	16%	1.85

My School

Abraham Lincoln Elementary School

Always (5), Often (4), Not very often (2), Never (1)

Item	% Always/ Often	Average
I understand the rules at school.	100%	4.91
I like my teachers.	98%	4.78
I like the principal.	97%	4.77
I feel safe at school.	97%	4.73
I am proud of my school.	97%	4.68
Most students obey the rules.	92%	4.19
Our school is clean.	89%	4.16
There are before or after school activities that interest me.	59%	3.37

Benjamin Franklin Elementary School

Always (5), Often (4), Not very often (2), Never (1)

Item	% Always/ Often	Average
I like the principal.	100%	4.90
I understand the rules at school.	100%	4.89
I like my teachers.	99%	4.83
I feel safe at school.	98%	4.74
I am proud of my school.	99%	4.72
Our school is clean.	93%	4.35
Most students obey the rules.	90%	4.06
There are before or after school activities that interest me.	74%	3.84

Churchill Elementary School

Always (5), Often (4), Not very often (2), Never (1)

Item	% Always/ Often	Average
I understand the rules at school.	100%	4.87
I like my teachers.	100%	4.86
I like the principal.	98%	4.82
I am proud of my school.	98%	4.57
I feel safe at school.	94%	4.51
Our school is clean.	87%	4.12
Most students obey the rules.	82%	3.80
There are before or after school activities that interest me.	66%	3.55

Forest Glen Elementary School

Always (5), Often (4), Not very often (2), Never (1)

Item	% Always/ Often	Average
I understand the rules at school.	99%	4.87
I like the principal.	97%	4.79
I feel safe at school.	95%	4.71
I like my teachers.	97%	4.70
I am proud of my school.	95%	4.63
Our school is clean.	91%	4.34
Most students obey the rules.	90%	4.15
There are before or after school activities that interest me.	74%	3.90

Hadley Junior High School

Always (5), Often (4), Not very often (2), Never (1)

Item	% Always/ Often	Average
I understand the rules at school.	99%	4.72
I feel safe at school.	96%	4.47
I like the principal.	91%	4.38
I like my teachers.	96%	4.35
I am proud of my school.	85%	4.08
Our school is clean.	86%	3.95
Most students obey the rules.	75%	3.62
There are before or after school activities that interest me.	61%	3.41

All Schools

Always (5), Often (4), Not very often (2), Never (1)

Item	% Always/ Often	Average
I understand the rules at school.	99%	4.78
I feel safe at school.	96%	4.55
I like the principal.	94%	4.55
I like my teachers.	97%	4.52
I am proud of my school.	90%	4.30
Our school is clean.	87%	4.06
Most students obey the rules.	80%	3.78
There are before or after school activities that interest me.	63%	3.50

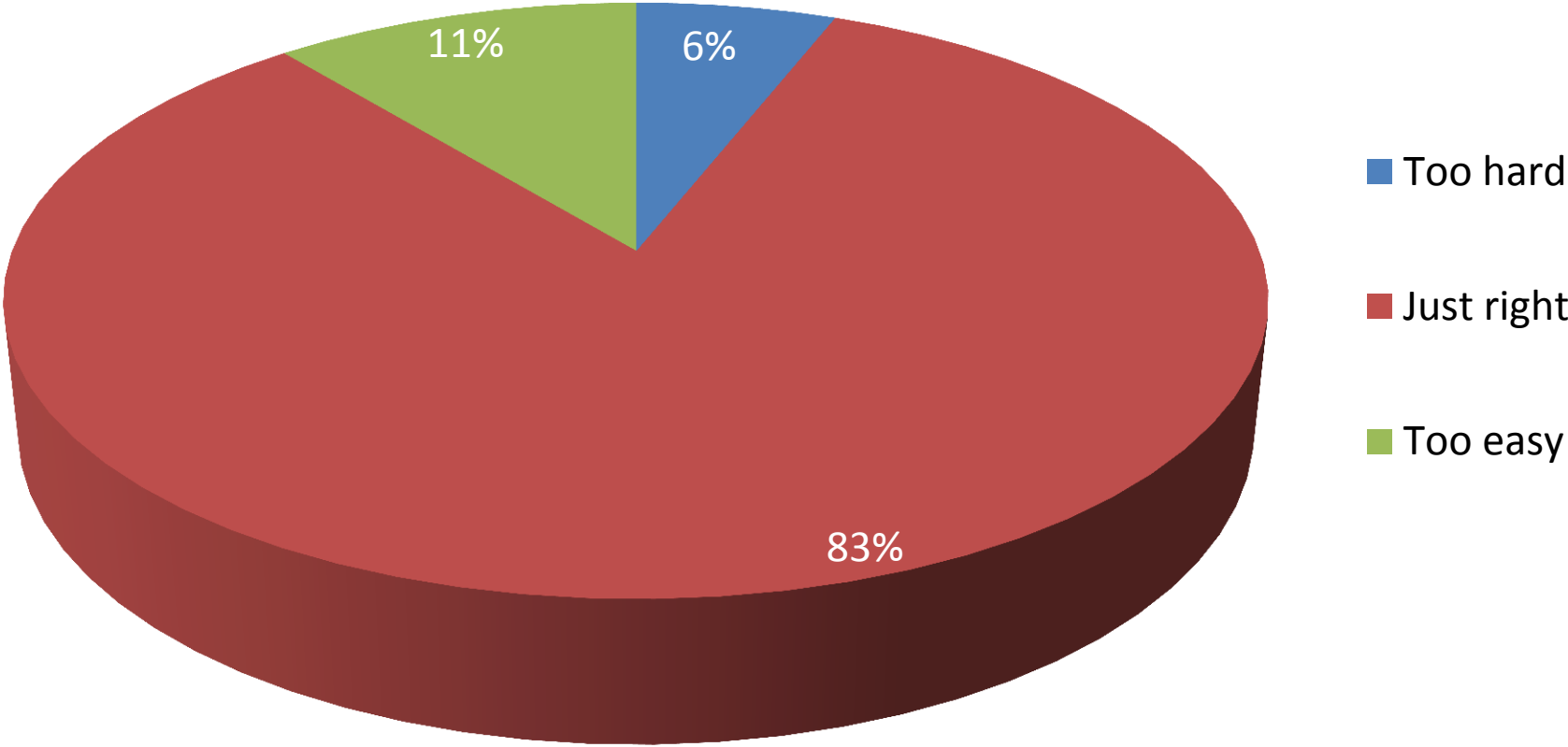
Learning

Abraham Lincoln Elementary School

Always (5), Often (4), Not very often (2), Never (1)

Item	% Always/ Often	Average
My teacher does a good job explaining what is expected for my assignments.	98%	4.75
I can get help on my school work when needed.	96%	4.67
Teachers in our school teach things in a way I can understand.	99%	4.61
I learn a lot in class.	96%	4.55
Students are helpful to each other in class.	97%	4.48
I know how well I am doing in my classes.	93%	4.35
My classes are interesting.	90%	4.32
I feel comfortable asking questions in class.	87%	4.26
My homework helps me learn more.	79%	3.96

Abraham Lincoln Elementary School is:



Abraham Lincoln Elementary School

A lot (4), A little (3), Not very much (2), Not at all (1)

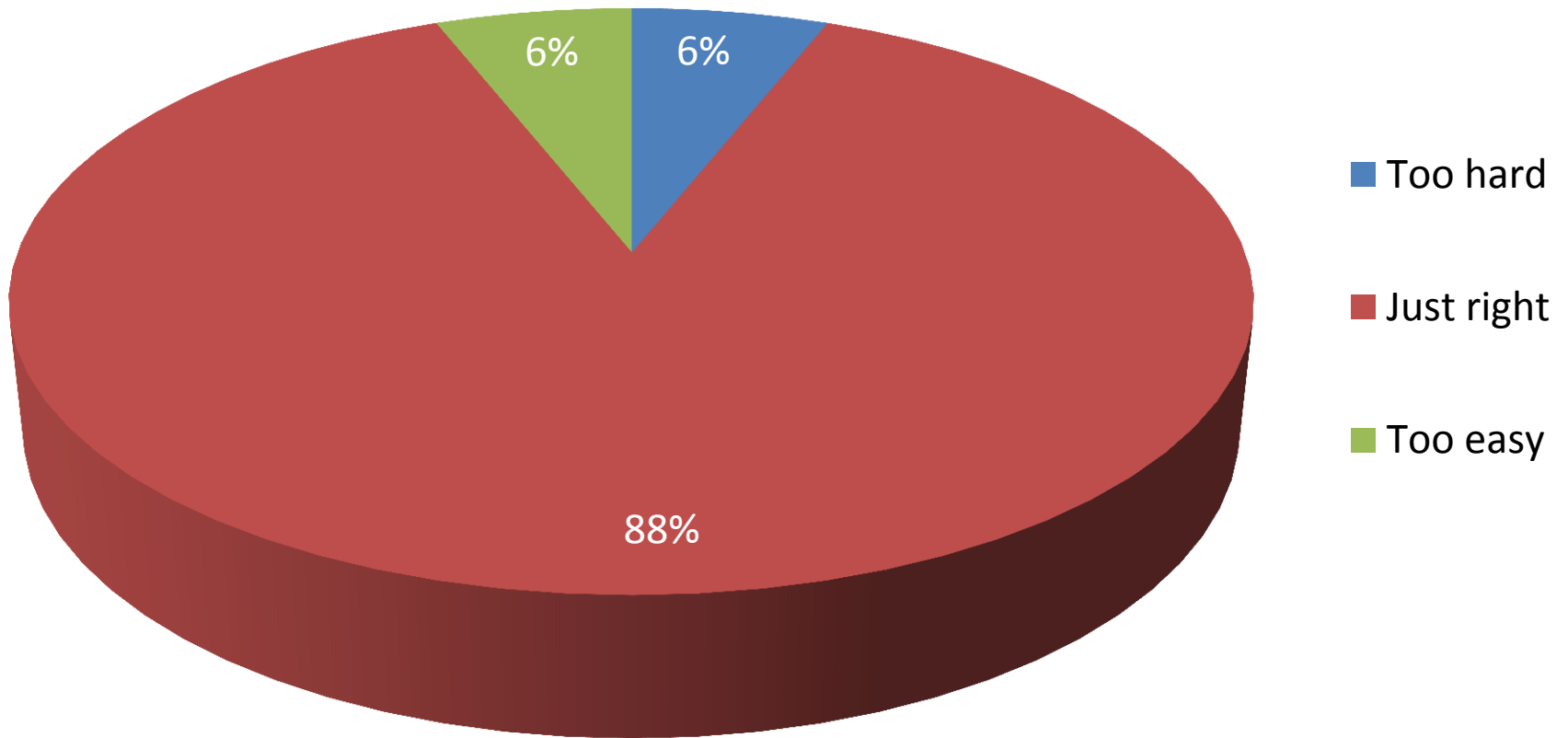
How much do you like:	Average
Having classes with older and younger kids (multi-age class)	3.52
Having the same teacher two years in a row	3.47
Problem-Based Learning (PBL) (Class projects that have us solve problems)	3.37
Digital Media (library class)	3.09
Learning Spanish	2.58

Benjamin Franklin Elementary School

Always (5), Often (4), Not very often (2), Never (1)

Item	% Always/ Often	Average
I learn a lot in class.	98%	4.68
My teacher does a good job explaining what is expected for my assignments.	98%	4.67
I can get help on my school work when needed.	95%	4.56
I know how well I am doing in my classes.	97%	4.48
Students are helpful to each other in class.	98%	4.47
Teachers in our school teach things in a way I can understand.	96%	4.44
My classes are interesting.	93%	4.34
I feel comfortable asking questions in class.	88%	4.32
My homework helps me learn more.	91%	4.21

Benjamin Franklin Elementary School is:



Benjamin Franklin Elementary School

A lot (4), A little (3), Not very much (2), Not at all (1)

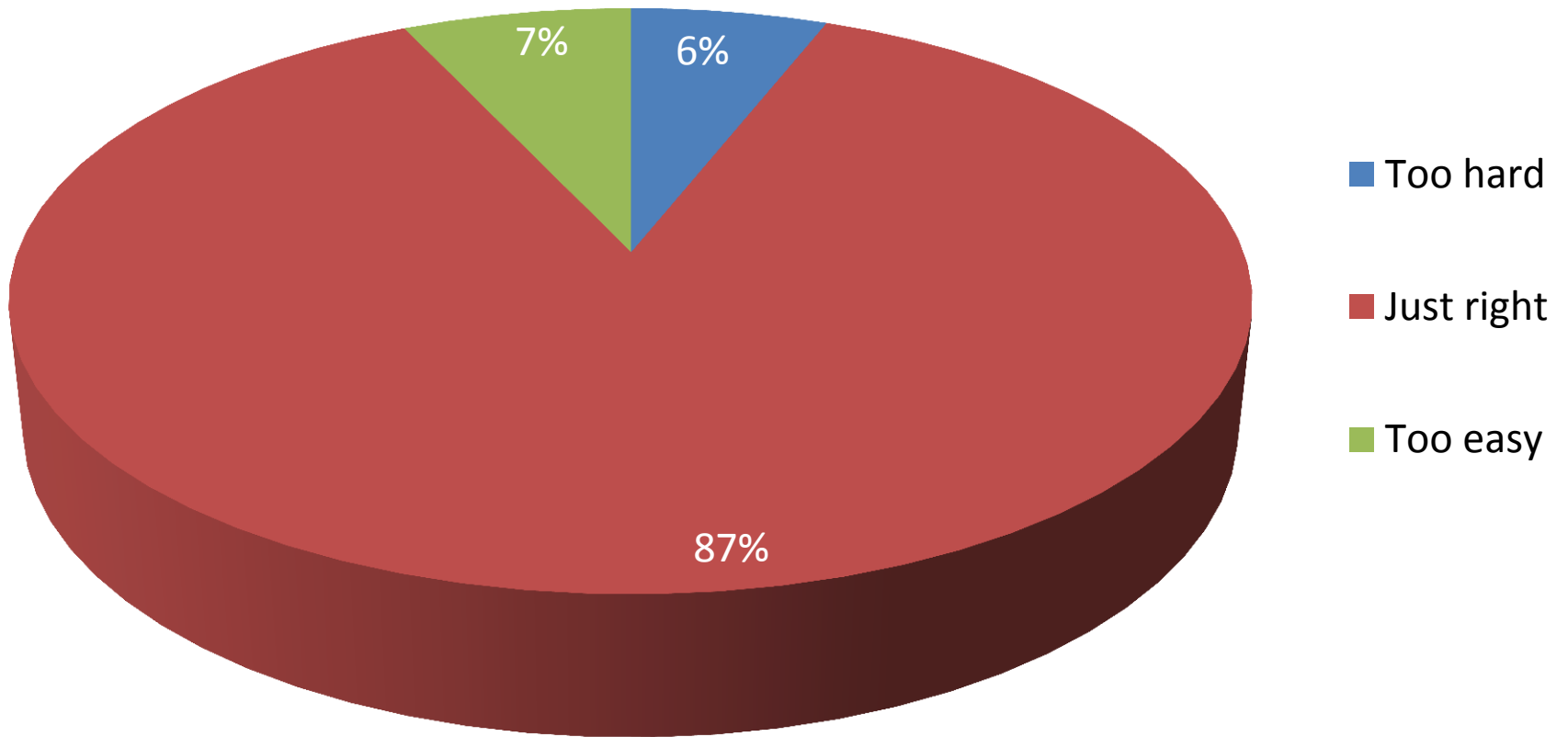
How much do you like:	Average
Digital Media (library class)	3.77
Having classes with older and younger kids (multi-age class)	3.48
Problem-Based Learning (PBL) (Class projects that have us solve problems)	3.42
Having the same teacher two years in a row	3.37
Learning Spanish	2.54

Churchill Elementary School

Always (5), Often (4), Not very often (2), Never (1)

Item	% Always/ Often	Average
My teacher does a good job explaining what is expected for my assignments.	98%	4.72
Teachers in our school teach things in a way I can understand.	98%	4.55
I learn a lot in class.	95%	4.55
I can get help on my school work when needed.	95%	4.53
My classes are interesting.	93%	4.30
I know how well I am doing in my classes.	90%	4.24
I feel comfortable asking questions in class.	84%	4.20
Students are helpful to each other in class.	91%	4.16
My homework helps me learn more.	79%	3.94

Churchill Elementary School is:



Churchill Elementary School

A lot (4), A little (3), Not very much (2), Not at all (1)

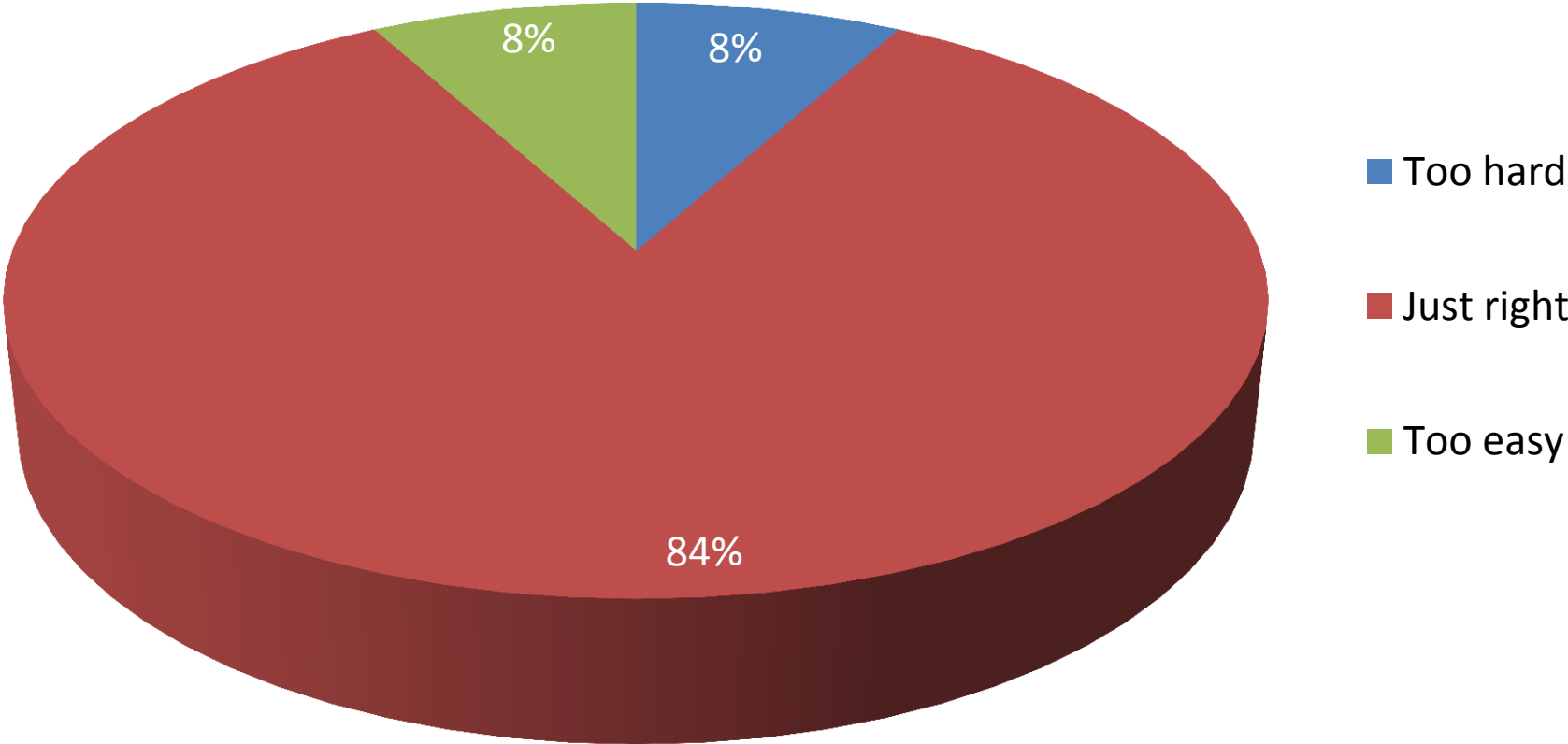
How much do you like:	Average
Digital Media (library class)	3.52
Problem-Based Learning (PBL) (Class projects that have us solve problems)	3.29
Having the same teacher two years in a row	3.27
Having classes with older and younger kids (multi-age class)	3.23
Learning Spanish	2.76

Forest Glen Elementary School

Always (5), Often (4), Not very often (2), Never (1)

Item	% Always/ Often	Average
My teacher does a good job explaining what is expected for my assignments.	99%	4.72
I can get help on my school work when needed.	95%	4.64
I learn a lot in class.	97%	4.64
Teachers in our school teach things in a way I can understand.	97%	4.60
My classes are interesting.	96%	4.57
Students are helpful to each other in class.	95%	4.41
I feel comfortable asking questions in class.	89%	4.38
I know how well I am doing in my classes.	93%	4.32
My homework helps me learn more.	73%	3.74

Forest Glen Elementary School is:



Forest Glen Elementary School

A lot (4), A little (3), Not very much (2), Not at all (1)

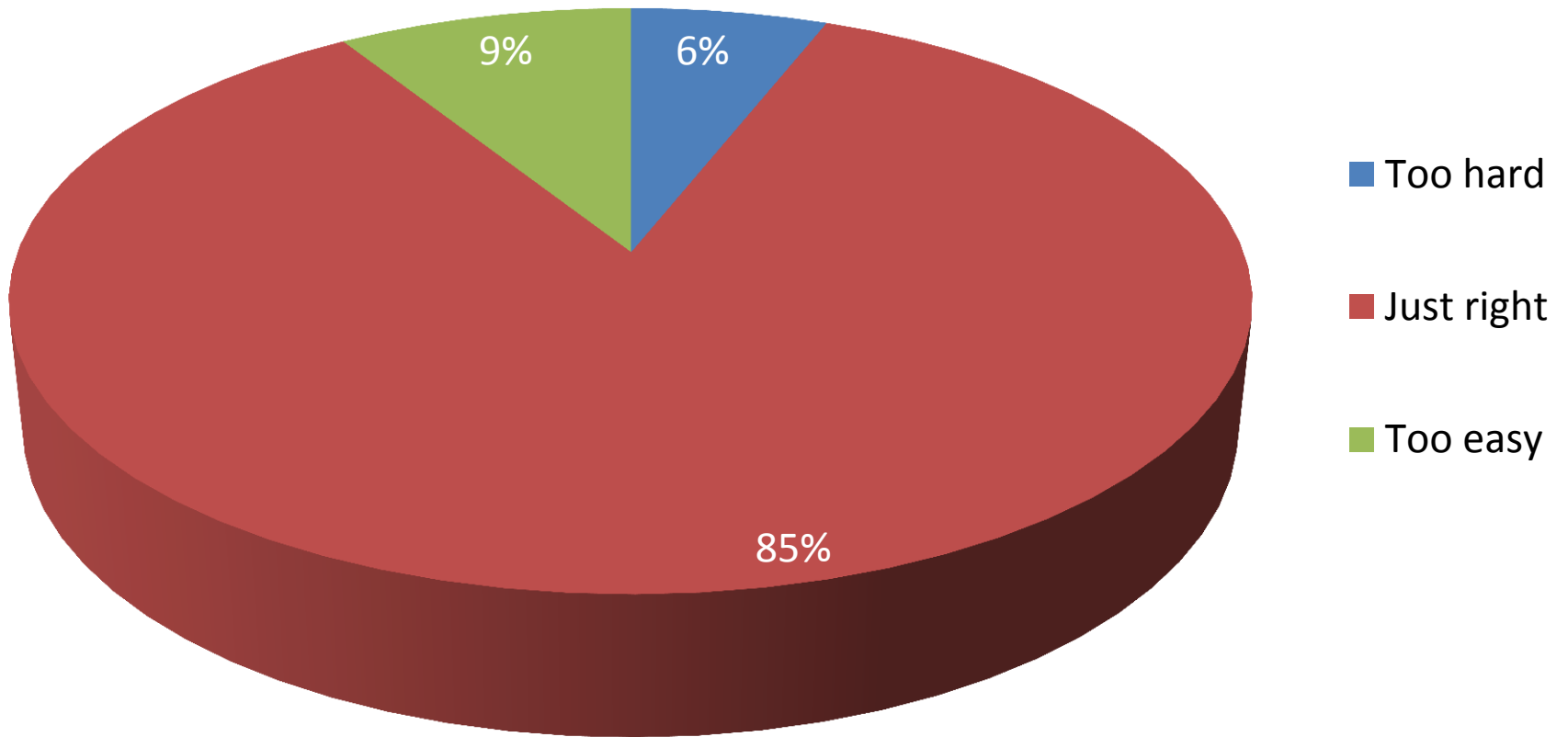
How much do you like:	Average
Having the same teacher two years in a row	3.56
Problem-Based Learning (PBL) (Class projects that have us solve problems)	3.44
Having classes with older and younger kids (multi-age class)	3.43
Digital Media (library class)	3.39
Learning Spanish	2.76

Hadley Junior High School

Always (5), Often (4), Not very often (2), Never (1)

Item	% Always/ Often	Average
I know how well I am doing in my classes.	96%	4.46
I can get help on my school work when needed.	94%	4.42
My teacher does a good job explaining what is expected for my assignments.	95%	4.29
Teachers in our school teach things in a way I can understand.	95%	4.26
I learn a lot in class.	92%	4.23
Students are helpful to each other in class.	90%	4.10
I feel comfortable asking questions in class.	83%	4.05
My classes are interesting.	79%	3.78
My homework helps me learn more.	67%	3.52

Hadley Junior High School is:



Hadley Junior High School

A lot (4), A little (3), Not very much (2), Not at all (1)

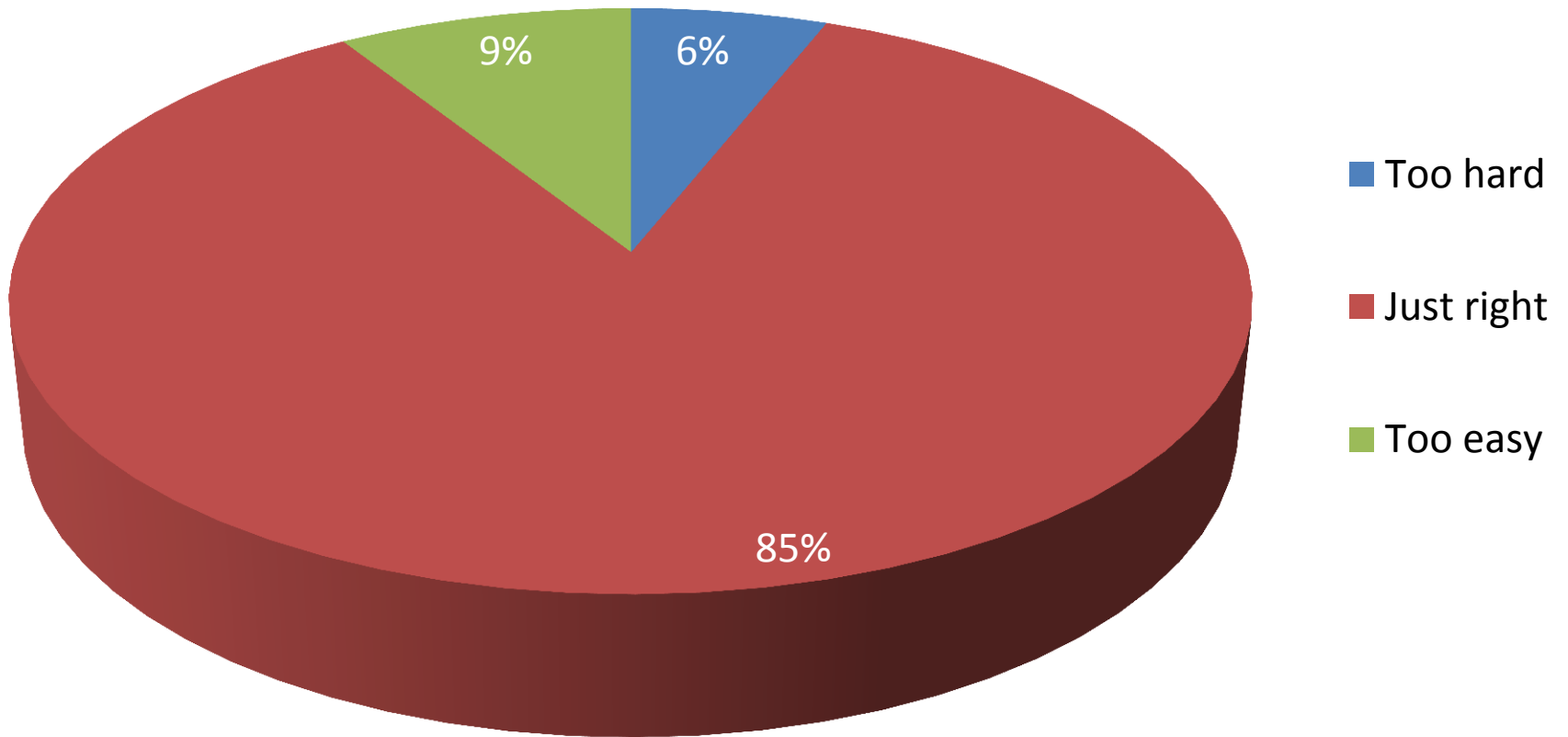
How much do you like:	Average
Digital Media (library class)	2.92
Having the same teacher two years in a row	2.86
Learning Spanish	2.75
Problem-Based Learning (PBL) (Class projects that have us solve problems)	2.62
Having classes with older and younger kids (multi-age class)	2.38

All Schools

Always (5), Often (4), Not very often (2), Never (1)

Item	% Always/ Often	Average
I can get help on my school work when needed.	94%	4.49
My teacher does a good job explaining what is expected for my assignments.	96%	4.45
I know how well I am doing in my classes.	95%	4.42
Teachers in our school teach things in a way I can understand.	96%	4.37
I learn a lot in class.	94%	4.37
Students are helpful to each other in class.	92%	4.20
I feel comfortable asking questions in class.	84%	4.14
My classes are interesting.	84%	4.00
My homework helps me learn more.	72%	3.69

All Schools are:



All Schools

A lot (4), A little (3), Not very much (2), Not at all (1)

How much do you like:	Average
Digital Media (library class)	3.13
Having the same teacher two years in a row	3.08
Problem-Based Learning (PBL) (Class projects that have us solve problems)	2.91
Having classes with older and younger kids (multi-age class)	2.78
Learning Spanish	2.72

Additional Feedback

(Grades 4 and 5 only)

Please respond to each item.

Always (5), Often (4), Not very often (2), Never (1)

Item	% Always/ Often	Average
I am learning a lot in my Math/Science class.	97%	4.70
I am happy with my Math/Science class.	96%	4.69
I am learning a lot in my Literacy/Social Studies class.	96%	4.63
I am happy with my Literacy/Social Studies class.	93%	4.56
I like having the same teacher for Math and Science.	93%	4.56
I like having my Literacy and Social Studies classes combined.	90%	4.44

Additional Feedback
(Grades 6 through 8 only)

How important is this item to you?

Very important (4), Important (3), Somewhat important (2), Not important (1)

Item	Average
Math	3.68
Literacy	3.50
Science	3.47
Social Studies	3.27
Physical Education	3.26
Access to Technology	3.25
Health Education	3.13
Library Media Center	3.10
Foreign Language	3.04
Extra-curricular Activities (sports)	3.01
Music	2.79
Exploratories	2.65
Extra-curricular Activities (non-sports)	2.46
Band/Orchestra	2.39
Art	2.33

How are we doing?

Great (4), Good (3), Fair (2), Poor (1)

Item	Average
Math	3.43
Science	3.38
Library Media Center	3.31
Access to Technology	3.31
Band/Orchestra	3.31
Physical Education	3.30
Health Education	3.29
Literacy	3.28
Extra-curricular Activities (sports)	3.24
Social Studies	3.22
Music	3.20
Foreign Language	3.18
Exploratories	3.11
Extra-curricular Activities (non-sports)	2.91
Art	2.83

Gap Analysis

Importance: *Very important (4), Important (3), Somewhat important (2), Not important (1)*

Performance: *Great (4), Good (3), Fair (2), Poor (1)*

Item	Importance	Performance	Gap
Math	3.68	3.43	-0.25
Literacy	3.50	3.28	-0.22
Science	3.47	3.38	-0.09
Social Studies	3.27	3.22	-0.05
Physical Education	3.26	3.30	0.04
Access to Technology	3.25	3.31	0.06
Foreign Language	3.04	3.18	0.14
Health Education	3.13	3.29	0.16
Library Media Center	3.10	3.31	0.21
Extra-curricular Activities (sports)	3.01	3.24	0.23
Music	2.79	3.20	0.41
Extra-curricular Activities (non-sports)	2.46	2.91	0.45
Exploratories	2.65	3.11	0.46
Art	2.33	2.83	0.50
Band/Orchestra	2.39	3.31	0.92

Interference

Do any of the following create problems with your learning?

Yes (10), No (1)

Item	All	4th grade	5th grade	6th grade	7th grade	8th grade
Classes are not interesting	4.24	3.38	4.03	4.39	5.09	5.58
Too busy with activities outside of school	3.98	3.36	3.29	4.19	4.61	4.92
Absences from school	3.92	3.21	3.19	4.16	4.60	4.45
Disruptive behavior in classes	3.91	3.09	3.16	3.85	3.95	3.99
Could not get the extra help I needed	3.35	3.03	3.10	3.64	3.47	3.75
Competition among students	2.95	2.83	3.07	2.89	3.13	3.59
Classes are too easy	2.92	2.83	3.02	2.89	3.10	3.37
Poor study habits	2.85	2.72	2.84	2.84	3.05	3.22

Do any of the following create problems with your learning? (Continued)

Yes (10), No (1)

Item	All	4th grade	5th grade	6th grade	7th grade	8th grade
Classes are too difficult	2.76	2.69	2.58	2.65	2.76	3.06
Problems with friends	2.74	2.65	2.56	2.47	2.55	2.81
Peer pressure	2.63	2.44	2.44	2.46	2.52	2.79
Teasing/bullying	2.44	2.36	2.42	2.26	2.50	2.49
Family obligations	2.40	2.25	2.32	2.22	2.17	2.37
No place to study at home	2.15	2.15	2.16	2.13	1.96	2.00
Boyfriend/girlfriend problems	1.62	1.55	1.72	1.55	1.60	1.70
Difficulty speaking English	1.53	1.47	1.67	1.53	1.50	1.51

Thank you!